



## Veal Supply at a Glance - Canada

For week ending March 14, 2020

Quebec Live Auction											
	2020				2019				Volume (YTD)		
	Number (head)	Price (\$ / 100 lbs)			Number (head)	Price (\$ / 100 lbs)			head		
Dairy Calves											
Holstein Male											
Good 90 -120 lbs	628	147.00	130.00	170.00	691	155.00	120.00	180.00	6 666	6 221	7.2 %
Good 121 - 140 lbs	232	145.00	120.00	170.00	216	152.00	120.00	170.00	2 512	2 358	6.5 %
Average 90 - 140 lbs	448	128.00	100.00	165.00	438	125.00	80.00	160.00	5 280	5 009	5.4 %
Misc. - All weights	174	63.00	20.00	120.00	294	46.00	20.00	85.00	2 558	3 014	-15.1 %
Holstein Female											
Good 90 -120 lbs	64	139.00	100.00	190.00	49	119.00	70.00	170.00	802	466	72.1 %
Other milk breeds (all weights)	24	88.00	50.00	120.00	17	77.00	20.00	120.00	268	251	6.8 %
Crossbreeds dairy-butcher (all weights)	206	261.00	150.00	355.00	294	202.00	120.00	345.00	2 497	3 732	-33.1 %
A2 Grain fed veal calves (hide off)	1 349	250.70	n/a	n/a	1 316	215.00	n/a	n/a	15 678	16 040	-2.3 %
596 lbs live / 325-353 lbs hide off											

Ontario Live Auction											
	2020				2019				Volume (YTD)		
	Number (head)	Price (\$ / 100 lbs)			Number (head)	Price (\$ / 100 lbs)			head		
+ 600 lbs	698	122.30	107.52	133.99	946	87.86	73.73	104.77	6 361	7 486	-15.0 %
451 - 600 lbs	65	99.59	72.52	127.25	55	66.15	38.67	85.02	539	500	7.8 %
301 - 450 lbs	60	113.54	75.11	154.43	31	95.62	68.43	120.85	428	374	14.4 %
126 - 300 lbs	124	125.51	81.02	220.46	117	109.61	68.18	184.18	1 414	1 479	-4.4 %
- 125 lbs	744	149.39	99.36	292.07	751	134.59	86.60	251.91	8 886	7 603	16.9 %

Source: Beef Farmers of Ontario

Federally Inspected Slaughter									
	Weekly			Year to date			Carcass Weight lbs (Jan.)		
	2020	2019	% chg	2020	2019	% chg	2020	2019	% chg
Quebec	3 082	3 411	-9.6 %	35 326	37 323	-5.4 %	335	340	-1.3 %
Rest of Canada	0	160	-	0	1 820	-	N/A	391	-
<b>Canada</b>	<b>3 082</b>	<b>3 571</b>	<b>-13.7 %</b>	<b>35 326</b>	<b>39 143</b>	<b>-9.8 %</b>	<b>335</b>	<b>342</b>	<b>-2.0 %</b>

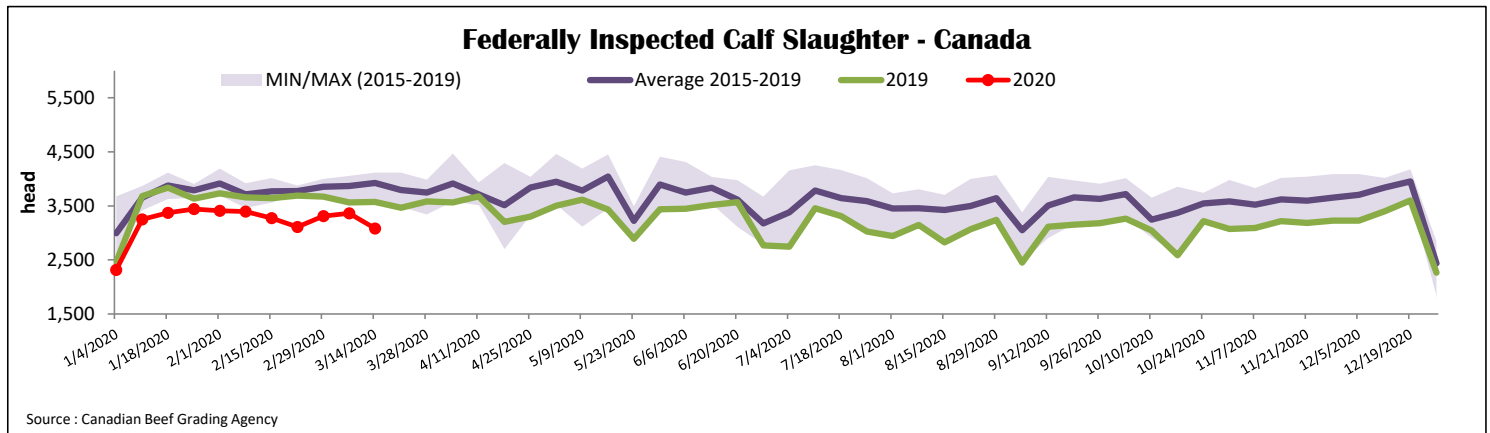
Source: Canadian Beef Grading Agency

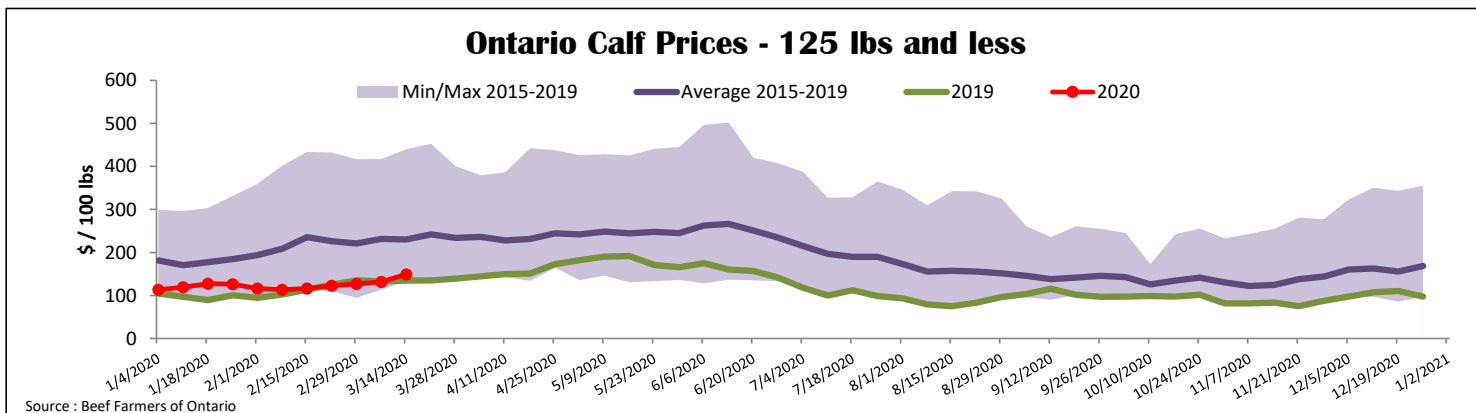
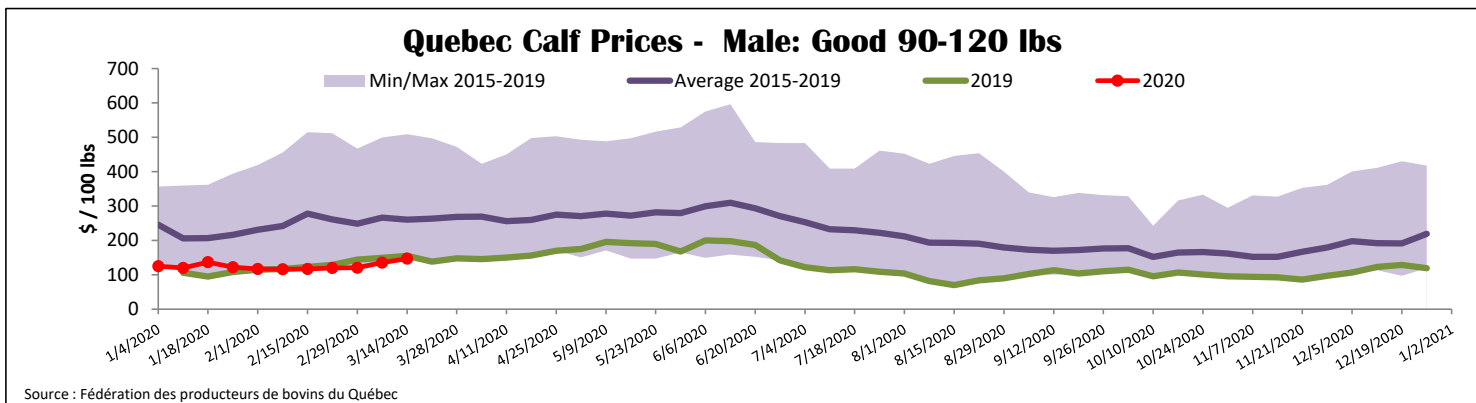
Source: Canadian Food Inspection Agency (CFIA)

Domestic Exports				Imports			
Total veal (tonnes)	Jan. 1 - Jan. 31, 2020			Total veal (tonnes)	Jan. 1 - March 14, 2020		
	2020	2019	% chg		2020	2019	% chg
United States	106	288	-63.1 %	234	538	-56.5 %	
United Arab Emirates	19	13	44.6 %	108	49	120.3 %	
Saint Pierre and Miquelon	1	1	14.3 %	58	58	-0.6 %	
Others	0	0	-	55	54	2.0 %	
<b>Total</b>	<b>126</b>	<b>302</b>	<b>-58.3 %</b>	<b>481</b>	<b>699</b>	<b>-31.1 %</b>	
				<b>EU-28 (Veal total)</b>	85	58	120.3 %

Source: Statistics Canada

Source: CFIA





<b>United States</b>										
Week ending March 7, 2020										
<b>Federally Inspected Slaughter</b>					<b>Northeast and North Central U.S. Wholesale Price</b>					
	Weekly			Year to date			February 2020 Wholesale Price			
Milk-fed or nature	<b>2020</b>	<b>2019</b>	<b>% chg</b>	<b>2020</b>	<b>2019</b>	<b>% chg</b>	\$/100 lbs	Simple avg	Min	Max
North East & North Central	4 203	3 477	20.9 %	38 338	36 141	6.1 %	307 Rack, Ribeye	1 950.00	1 950.00	1 950.00
Other calves	6 332	7 575	-16.4 %	65 636	80 246	-18.2 %	332 Loin, Trimmed 4x4	610.00	525.00	695.00
<b>Total</b>	<b>10 535</b>	<b>11 052</b>	<b>-4.7 %</b>	<b>103 974</b>	<b>116 387</b>	<b>-10.7 %</b>	1336 Leg slice, Retail	900.00	825.00	975.00
Production							1312 Osso Buco, Foreshank	845.00	695.00	995.00
Calves (million lbs)	1.4	1.3	7.7 %	13.1	14.2	-7.7 %	Shoulder Clod, Chuck	600.00	525.00	675.00
Live weight (lbs)	230	213	8.0 %							
Dressed weight (lbs)	133	123	8.1 %							
					Source : USDA					
					Source : USDA					
<b>Northeast and North Central</b>					<b>Pennsylvania Vintage Calf Auction</b>					
(Veal Carcass, Hot Basis – Paid to Producer (Hide off, 255-315 lbs))					Graded Holstein Bull Calves					
Special fed : milk fed, nature					March 7, 2020					
\$US / 100 lbs	Weighted Average Price			Min	Max	\$/ 100 lbs				
						Weight	Head	Min	Max	
Non-Packer & Packers Owned				304.95	297.00	312.00	Number 1	- 89 lbs	0	-
								90 - 120 lbs	6	100.00
								+ 120 lbs	3	85.00
								Beef Cross	0	-
							Number 2	- 100 lbs	12	55.00
								+ 100 lbs	52	100.00
							Number 3	- 100 lbs	94	20.00
								+ 100 lbs	20	75.00
					* Does not include all head sold					
					Source : USDA					