

Veal Supply at a Glance - Canada

For week ending January 6, 2018

Quebec Live Auction											
	2018				2017				Volume (YTD)		
	Number	Price (\$ / 100 lbs)			Number	Price (\$ / 100 lbs)			head		
Dairy Calves	(head)	Average	Min	Max	(head)	Average	Min	Max	2018	2017	% chg
Male											
Good 90 -120 lbs	317	142.00	120.00	155.00	691	169.00	150.00	185.00	317	691	-54.1 %
Good 121 - 140 lbs	113	142.00	120.00	155.00	172	158.00	130.00	175.00	113	172	-34.3 %
Average 90 - 140 lbs	620	117.00	85.00	140.00	603	140.00	120.00	160.00	62	603	-89.7 %
Misc. - All weights	468	46.00	20.00	75.00	374	57.00	20.00	100.00	468	374	25.1 %
Female											
Good 90 -120 lbs	26	190.00	140.00	280.00	59	187.00	140.00	285.00	26	59	-55.9 %
A2 Grain fed veal calves (hide off)	1 112	314.10	n/a	n/a	1 250	250.10	n/a	n/a	1 112	1 250	-11.0 %
596 lbs live / 325-353 lbs hide off											

Source: Les producteurs de bovins du Québec

Ontario Live Auction											
	2018				2017				Volume (YTD)		
	Number	Price (\$ / 100 lbs)			Number	Price (\$ / 100 lbs)			head		
	(head)	Average	Min	Max	(head)	Average	Min	Max	2018	2017	% chg
+ 600 lbs	369	155.55	127.89	171.77	428	119.30	105.96	132.21	369	428	-13.8 %
451 - 600 lbs	29	119.03	102.62	142.67	31	115.61	109.52	125.26	29	31	-6.5 %
301 - 450 lbs	7	123.88	112.36	133.64	23	157.47	118.93	178.78	7	23	-69.6 %
126 - 300 lbs	80	133.64	89.91	216.19	143	130.72	97.02	172.19	80	143	-44.1 %
- 125 lbs	786	119.60	70.74	233.20	857	133.61	93.47	176.56	786	857	-8.3 %

Source: Beef Farmers of Ontario

Federally Inspected Slaughter									
	Weekly			Year to date			Carcass Weight lbs (Jan-November)		
	2018	2017	% chg	2018	2017	% chg	2017	2016	% chg
Ontario	153	274	-44.2 %	153	274	-44.2 %	383	372	2.8 %
Quebec	2 700	2 838	-4.9 %	2 700	2 838	-4.9 %	321	322	-0.2 %
Canada	2 853	3 112	-8.3 %	2 853	3 112	-8.3 %	325	326	-0.2 %

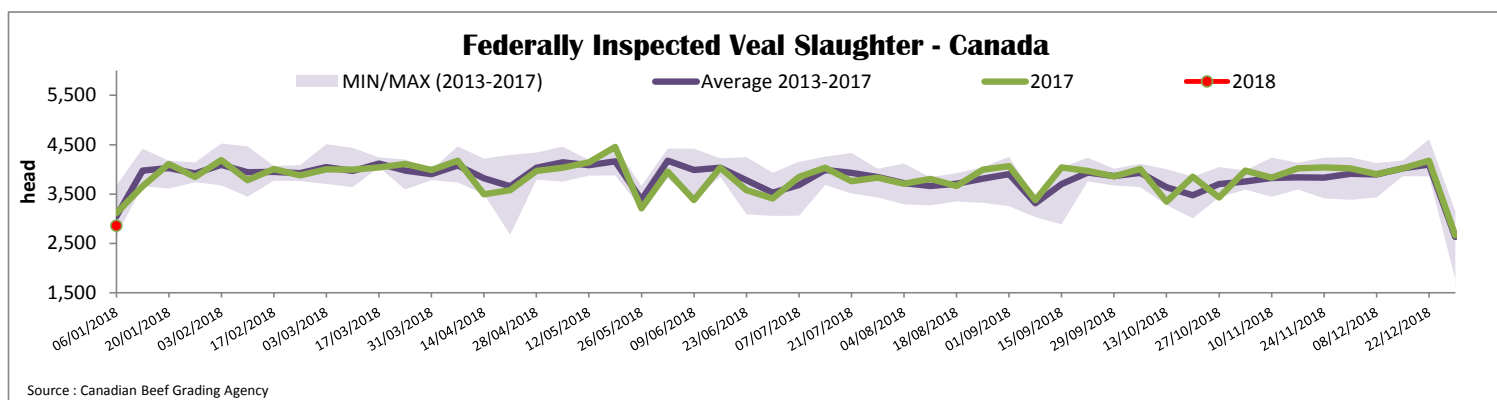
Source: Canadian Beef Grading Agency

Source: CFIA

Exports					Imports				
Total veal (tonnes)	Jan. 1 - Nov. 30, 2017				Total veal (tonnes)	Jan. 1 - Jan. 6, 2018			
	2017	2016	% chg		2018	2017	% chg		
United States	3 664	3 015	21.5 %	United States	21	27	-21.8 %		
United Arab Emirates	148	183	-19.4 %	Australia	16	-	-		
Saudi Arabia	40	6	621.6 %	Netherlands	-	4	-		
Germany	7	0	-	Others	0	0	-		
Others	6	9	-31.4 %	Total	37	28	34.0 %		
Total	3 865	3 213	20.3 %	EU-28 (Veal total)	-	-	-		

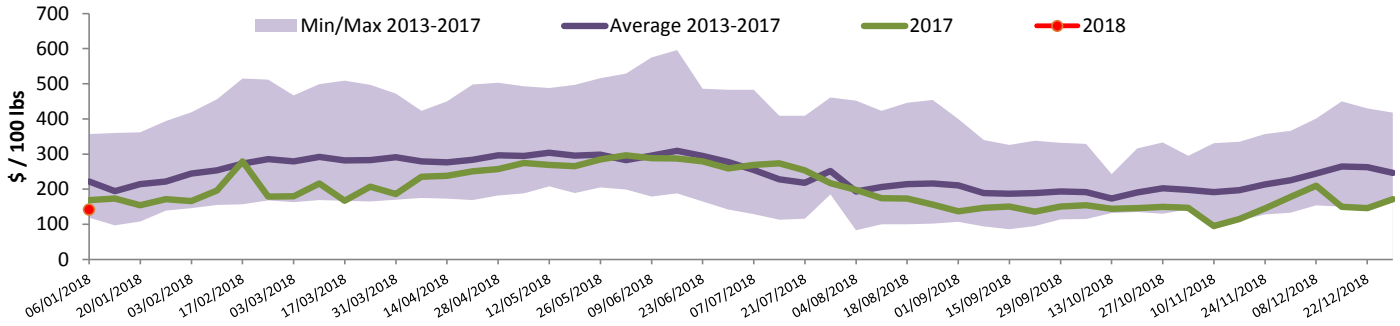
Source: Statistics Canada

Source: CFIA



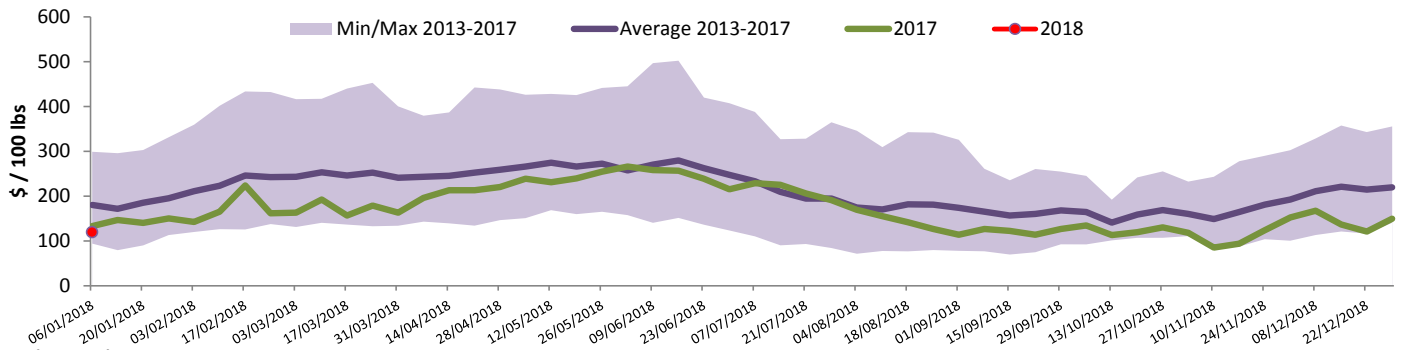


Quebec Veal Prices - Male: Good 90-120 lbs



Source : Fédération des producteurs de bovins du Québec

Ontario Veal Prices - 125 lbs and less



Source : Beef Farmers of Ontario

United States

Week ending December 30, 2017

Federally Inspected Slaughter				Northeast and North Central U.S. Wholesale Price						
	Weekly		Year to date							
	2017	2016	% chg	2017	2016	% chg	\$/100 lbs	Simple avg	Min	Max
Milk-fed or nature *										
North East	2 059	2 116	-2.7 %	112 219	114 914	-2.3 %	307 Rack, Ribeye, Boneless	1 725.00	1 725.00	1 725.00
North Central	1 688	1 893	-10.8 %	89 987	103 714	-13.2 %	332 Loin, Trimmed 4x4	625.00	575.00	675.00
Total	3 747	4 009	-6.5 %	202 206	218 628	-7.5 %	1336 Leg slice, Retail	910.00	825.00	995.00
Other calves	5 784	6 567	-11.9 %	300 643	259 903	15.7 %	1312 Osso Buco, Fore Shank	795.00	695.00	895.00
Total	9 531	10 576	-9.9 %	502 849	478 531	5.1 %	Shoulder Clod, Chuck	675.00	525.00	825.00
Production										
Calves (million lbs)	1.3	1.4	-7.1 %	72.8	73.6	-1.1 %				
Live weight (lbs)	237	231	2.6 %							
Dressed weight (lbs)	138	134	3.0 %							

Source : USDA

Northeast and North Central			
(Veal Carcass, Hot Basis – Paid to Producer (Hide off, 255-315 lbs))			
* Special fed : milk fed, nature			
\$US / 100 lbs	Weighted Average Price	Min	Max
Non-Packer Owned	330.18	315.00	335.00
Packer Owned	327.19	322.00	335.00

Source : USDA

Prepared by : Redmeat Section, Agriculture and Agri-Food Canada

Website : <http://www.agr.gc.ca/redmeat>

Source : USDA

Pennsylvania Vintage Calf Auction			
Graded Holstein Bull Calves			
December 26, 2017			
\$ / 100 lbs	Min	Max	
This report is not available for Dec 26, 2017			

Source : USDA

Contact : Julie Dawson

613 773 0149 or Julie.Dawson@agr.gc.ca